

2021 Strategic Planning Session

MTEF PLANS

OUTCOME: 3

Increased access to needs
based rehabilitation
programmes to enhance moral
fibre



Presentation outline



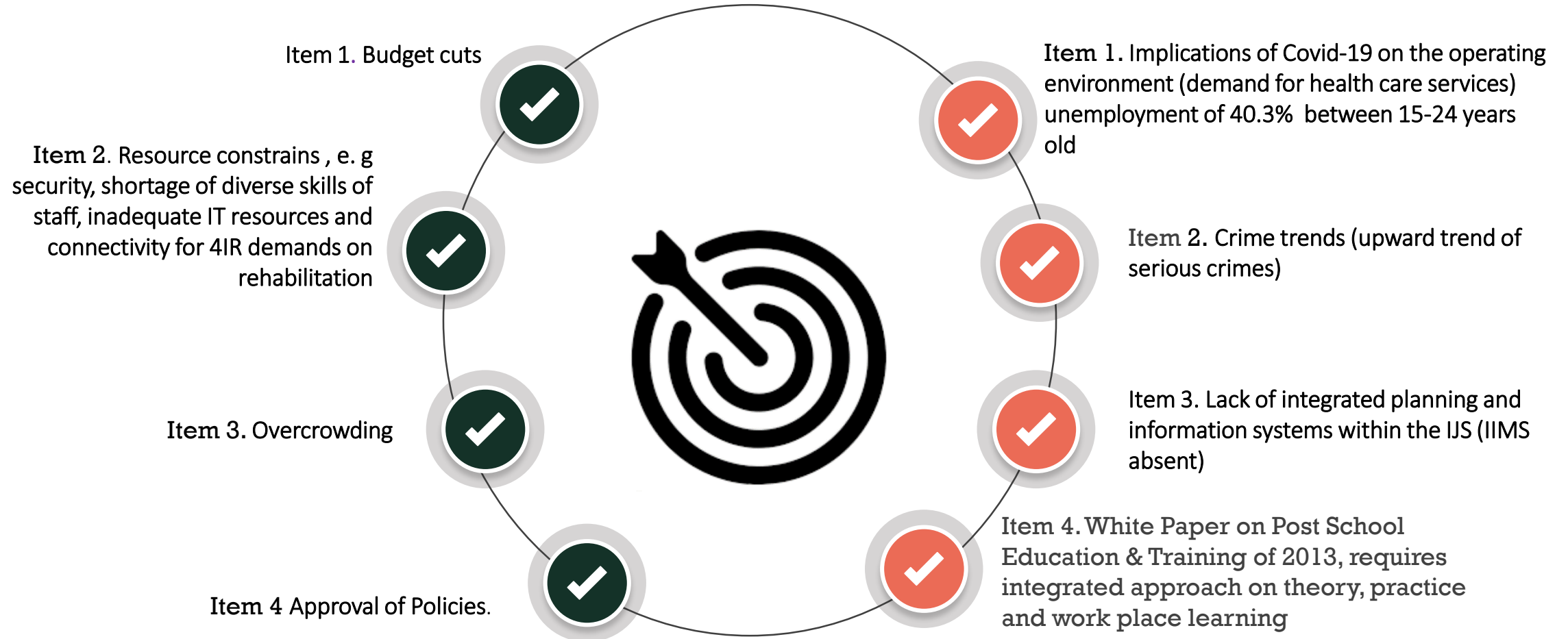
CONTEXTUAL ISSUES



INTERNAL



EXTERNAL



ROOT CAUSE ANALYSIS (Review)

Offenders not reintegrated into society

Inadequate of personnel available to provide security during the rehabilitation and development programmes compounded by the shift patterns

Unavailability of ICT hardware, digital platforms, e-programmes

Dependency on stakeholders to support DCS with rehabilitation programmes training interventions.

Lack of integrated planning (internally and externally with stakeholders)

Cause 1: Daily structured programmes are not effectively implemented

Reoffending, unemployment and poverty

Officials performing multiple functions including the implementation of rehabilitation and development programmes

Limited number of DCS officials with the competency to provide rehabilitation programmes to offenders (e. g. educators, artisans, social workers)

Disproportionate ratio of offender to professionals/ custodial members

Inability to provide a formal structure for spiritual and moral development coordinators and Correctional Intervention Officials

Outdated physical infrastructure, space limitation

Cause 3: Correctional Sentence Plans are not completed and/or fully implemented

CORE PROBLEM: Inadequate access to rehabilitation programmes to prepare inmates for successful reintegration into society

Cause 2: Environment not conducive for the implementation of rehabilitation programmes

Explanation.

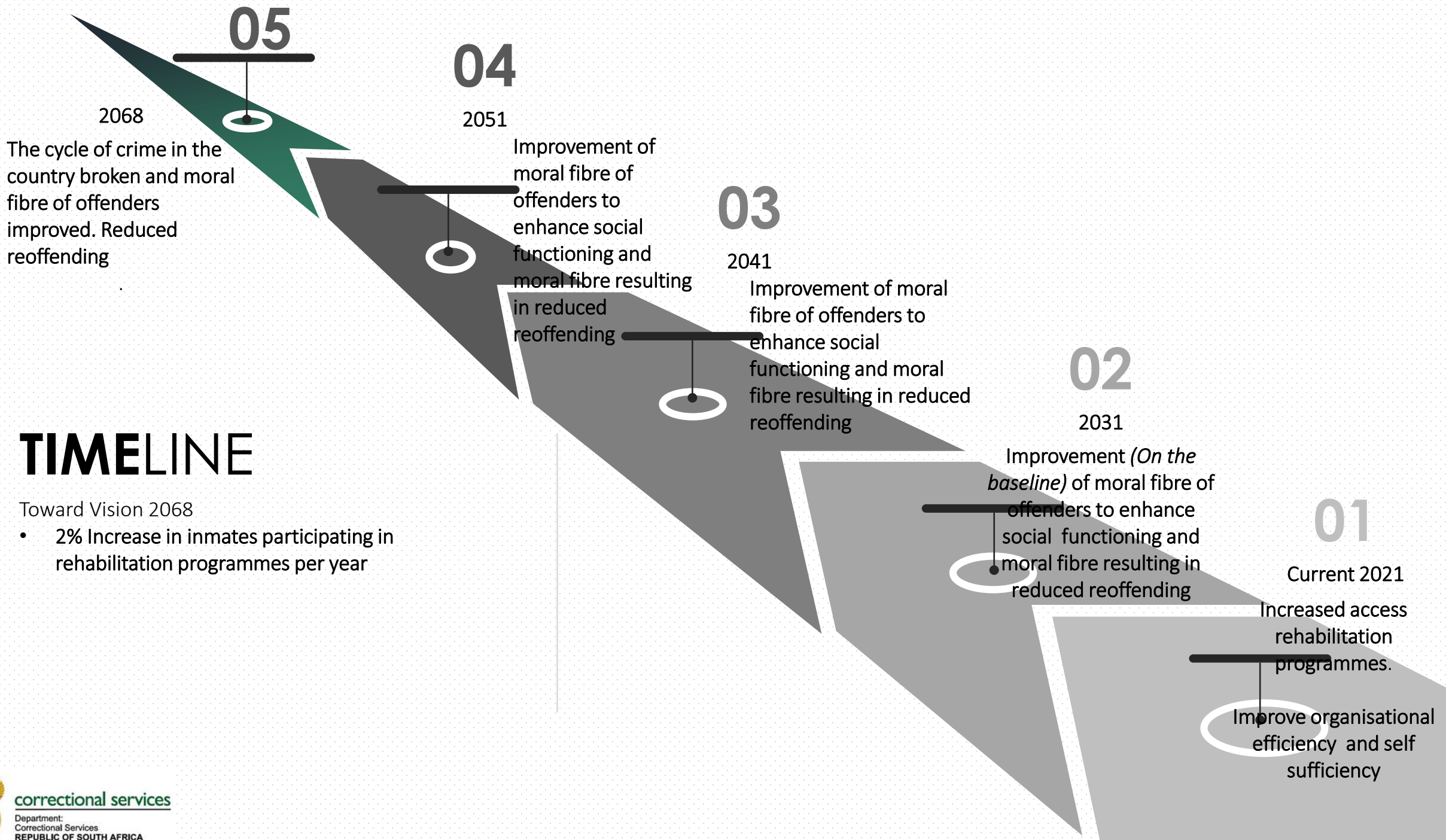
Explanation.

IMPLEMENTATION OF INTERVENTIONS

	Stakeholders	Progress since 2020	Date of completion
Monitor implementation of the daily structured programmes.	DCS Management (HO, RCs, ACs, HOCs)	Several Monitoring and Support visits to various CCs were conducted by HO in 2020 and 2021.	Ongoing
Appoint, identify, train and place officials to render rehabilitation programmes	DCS Management(HO, RCs, ACs, HOCs) DPSA National Treasury HR	Inputs provided on the need for a dedicated structure, inadequate relevant human capital are ongoing issues to resolve.	Ongoing
Use ICT platforms to present rehabilitation programmes, make use of smart TVs, laptops and desktops for e-learning	DBE DHET Educators, Skills Development Practitioners	Funding availed for procurement of computers, laptops, printers, e-learning material received from education departments, currently being implemented	ongoing
Review Policies for approval	HO, Regions, Management Areas and Correctional Centres line functionaries, relevant work units and other branches . NPPCC	Reviewed Policies on rehabilitation are awaiting approval by delegated authority. Policies have been presented to the NPPCC for recommendation to the act Minister	31 December 2021

IMPLEMENTATION OF INTERVENTIONS

	Stakeholders	Progress since 2020	Date of completion
Automated Integrated information management system	DCS & JCPS Cluster	Not in place as yet	Dependent on Cluster engagements and time lines.
Create an environment conducive for the implementation of rehabilitation programmes	*DCS' Quality Assurance Committees at National, Regional , Management Area and Correctional Centres level.	DCS' Quality Assurance Manual (tool) is operational; guides and enhances establishment of partnerships and participation of relevant external service providers in the implementation of rehabilitation programmes	Manual was reviewed in 2018
	*RCs, ACs, HOCs and Facilities Management	Facilities to advise on the availability of conducive adequate space for implementation of rehabilitation programmes Needs for classrooms registered at facilities as well as numerous renovations and new developments in PWA	Dependent on Facilities timelines Various dates and stages of completion



TIMELINE

Toward Vision 2068

- 2% Increase in inmates participating in rehabilitation programmes per year

VISION 2068

50 year plan	2021	2031	2041	2051	2068
	Increased access and participation in rehabilitation programmes to contribute to breaking cycle of crime and improvement of moral fibre of offenders to enhance social functioning and moral fibre resulting in reduced reoffending	Improvement of moral fibre of offenders to enhance social functioning and moral fibre resulting in reduced reoffending	Improvement of moral fibre of offenders to enhance social functioning and moral fibre resulting in reduced reoffending	Improvement of moral fibre of offenders to enhance social functioning and moral fibre resulting in reduced reoffending	The cycle of crime in the country broken and moral fibre of offenders improved. Reduced reoffending.
	Approved Self Sufficiency strategy				

CONTRIBUTION TO DELIVERY PRIORITIES

Rehabilitation programmes such as education, skills development, psychological, social work, spiritual care and correctional programmes are designed to enhance correction, development and psychosocial well-being of inmates. The implementation of these programmes contributes to the priority of government on Safe and empowered communities

1. Manage the pandemic

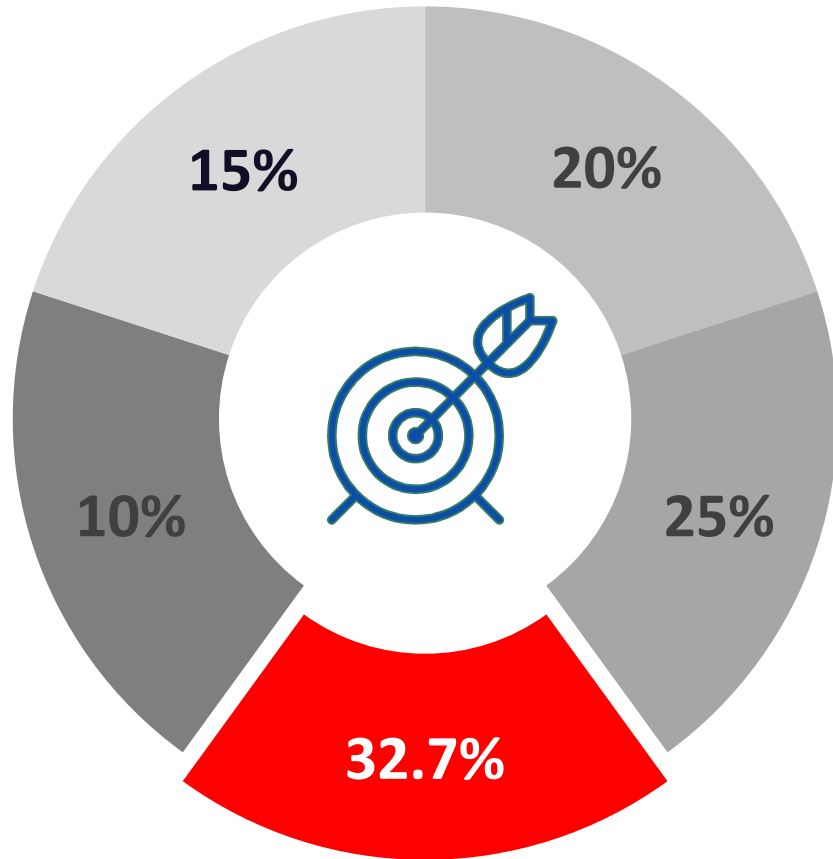
- ❖ Introduce e-learning for rehabilitation programmes
Procured Smart TVs, laptops and desktops for officials and offenders enrolled in TVET College programmes and education programmes . DHET trained selected DCS officials presenting TVET College programmes on the use of the on-line platform and available resources.
- ❖ Registered needs for additional classrooms and training facilities with Directorate Facilities.
- ❖ Production of cloth face masks, user pamphlet and sanitizer stands.

2. Drive economic recovery

- ❖ Self Sufficiency and Sustainability: DCS' focus on development interventions that contribute to a skilled and capable corrections system.
- ❖ The rehabilitation programmes (e.g. arts and crafts, skills and agricultural programmes) provided to offenders contribute to their successful reintegration to society and improve their chances of (self) employability that will enable individuals to contribute to the economy of the country.

Five Year Strategic Plan (Outcomes)

Outcome Indicator: Percentage increase in offenders enrolled in development programmes




Year 0: 2019/20 Progress

2019/20 performance: 35 350



Year 1: 2020/21 Progress.

32.73% (decrease in enrolment)



Year 2: 2021/22 Progress

2021/22: 10% increase



**Year 3: Target
15%**



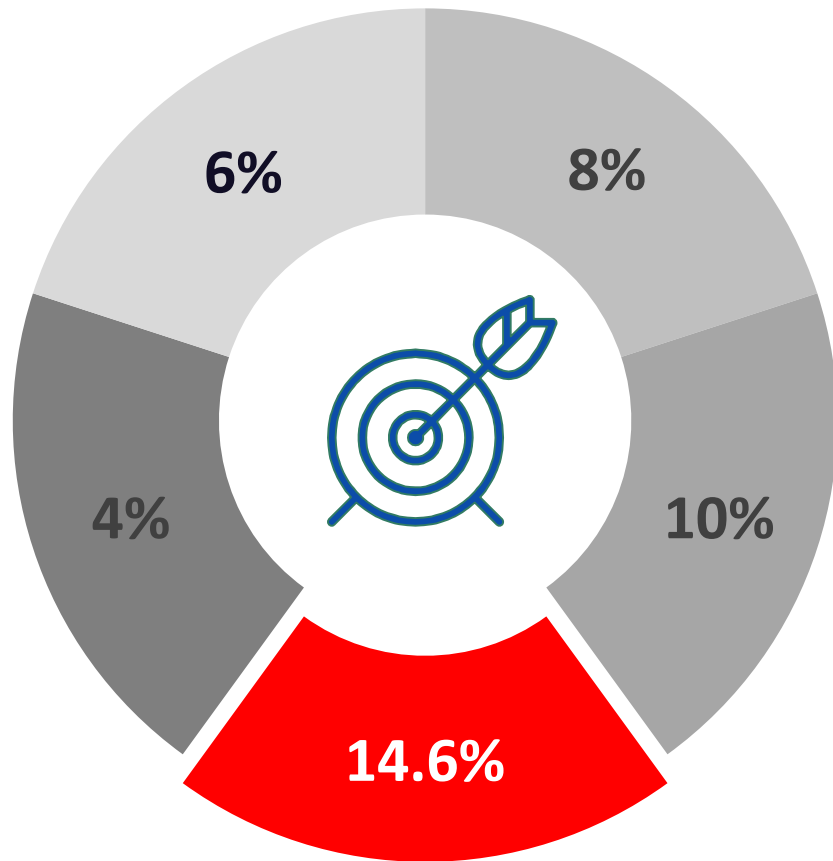
**Year 4: Target
20%**



**Year 5: Target
25%**

Five Year Strategic Plan (Outcomes)

Outcome Indicator: Percentage increase of inmates participating in rehabilitation programmes (Personal Wellbeing)



Year 0: 2019/20 Progress

2019/20 performance :



Year 1: 2020/21 Progress.

14.6% (decrease in participation)



Year 2: 2021/22 Progress

2021/22 target

4%



Year 3: Target
6%



Year 4: Target
8%



Year 5: Target
10%

MTEF Plans



Annual Performance Plan Indicators

1. Percentage of sentenced offenders with CSPs who completed correctional programmes
2. Percentage of offenders, parolees and probationers receiving social work services
3. Percentage of inmates receiving spiritual care services
4. Percentage of inmates receiving psychological care service



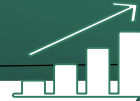
- **MTSF Priority 3: Education, skills and health**



Impact: Safe and empowered communities through sustainable economic development



**Outcome 3:
Increased access to rehabilitation programmes to enhance moral fibre**



Annual Operational Plan Indicators

1. Percentage of released offenders with CSPs who completed a pre-release programme.
2. Percentage of social workers who achieved Service Level Standards (SLS)
3. Percentage of spiritual care sessions held for inmates
4. Percentage of psychologists trained on varied psychological interventions



correctional services

Department:
Correctional Services
REPUBLIC OF SOUTH AFRICA

MTEF Plans



Annual Performance Plan Indicators^{PD}

1. Percentage of offenders participating in Long Occupational Skills Programmes
2. Percentage of offenders participating in Short Occupational Skills Programmes
3. Percentage of offenders participating in TVET College Programmes
4. Percentage of cloth face masks manufactured for inmates.



MTSF Priority 3: Education, skills and health



Impact: Safe and empowered communities through sustainable economic development



Increased access to rehabilitation programmes to enhance moral fibre



Annual Operational Plan Indicators

1. Percentage of full / provisional accredited offenders training facilities and workplaces
2. Percentage of formalised partnerships with local TVET Colleges to increase offender participation
3. Number of loaves of bread produced
4. Percentage of wood items produced
5. Percentage of steel items produced
6. Percentage of vegetables produced
7. Percentage of fruits produced
8. Percentage of milk produced
9. Percentage of red meat produced
10. Percentage of pork produced
11. Percentage of chicken meat produced
12. Percentage of eggs produced



correctional services

Department:
Correctional Services
REPUBLIC OF SOUTH AFRICA

MTEF Plans :



Annual Performance Plan Indicators

1. Percentage of offenders participating in GET per academic year
2. Percentage of offenders participating in FET per academic year
3. Grade 12 National Senior Certificate (NSC) pass rate obtained per academic year.



MTSF Priority 3: Education, skills and health



Impact: Safe and
empowered
communities
through sustainable



Outcome

Increased access to
rehabilitation
programmes to
enhance moral fibre

Annual Operational Plan Indicators

1. Number of students registered with institutions of higher learning
2. Number of offenders participating in the Grade 12 - SC (Senior Certificate – up to 6 subjects) per academic year
3. Number of offenders enrolled in the Grade 12 - NSC (National Senior Certificate - all 7 subjects) per academic year
4. Percentage of offenders registered in sports , active recreation , art cultural and library activities.



correctional services

Department:
Correctional Services
REPUBLIC OF SOUTH AFRICA

MTEF Plans (APP)

Level of Result budget	Indicator	Baseline 2021/22	Target 2022/23	Assumption/Enablers
Output (APP current)		44.14%	80%	
Correctional Programmes	Percentage of sentenced offenders with CSPs who completed correctional programmes			Available staff, rehabilitation facilities and relevant resources to implement Correctional Programmes
Personal wellbeing services	Percentage of offenders, parolees and probationers receiving social work service	40.84%	56%	<ul style="list-style-type: none"> - Dedicated budget - Human capital (Professionals) - Adequate infrastructure - Conducive external environment (COVID-19 management)
	Percentage of inmates receiving spiritual care services	78.65%	82%	
	Percentage of inmates receiving psychological services	16.05%	22%	

MTEF Plans (APP)

Level of Result	Indicator	Baseline 2021/21	Target 2022/23	Assumption/Enablers
Occupational skills training	Percentage of offenders participating in Long Occupational Skills Programmes	98.94%	90%	budget, partnerships, security officials and subject matter experts to provide skills training.
	Percentage of offenders participating in Short Occupational Skills Programmes	99.98%	90%	
	Percentage of offenders participating in TVET College Programmes	99.82%	90%	
Educational programmes	Percentage of offenders participating in General Education and Training (GET) per academic year	98.59%	85%	Budget Classrooms Educators qualified in the subjects offered at the schools IT Infrastructure
	Percentage of offenders participating in Further Education and Training (FET) per academic year	99.66%	80%	
	Grade 12 National Senior Certificate (NSC) pass rate obtained per academic year	81%	76%	

MTEF Plans (AOP)

Level of Result	Indicator	Baseline 2021/22	Target 2022/22	Assumption/Enablers
Strategic Operational Outputs (how do we deliver the outcomes) Personal wellbeing services	Percentage of Social Workers who achieved approved Service Level Standards (SLS)	Social Work (mid-term)= 63.89%	100%	1.Availability of relevant professionals and stakeholders.
	2.Percentage of spiritual care sessions held for inmates	Spiritual Care (mid-term)= 29463	248 715	2.Availability of dedicated budget 3.Availability of infrastructure and a conducive environment.
	3.Percentage of psychologists trained on varied psychological interventions	Psychological services (mid-term)= 96%	Psychological services 98% quarterly	4. Eased Covid -19 lockdown regulations

MTEF Plans (AOP)

Level of Result	Indicator	Baseline 2021/22	Target 2022/22	Assumption/Enablers
Strategic Operational Outputs	Percentage of released offenders with CSPs who completed a pre-release programme.	97.41%	95%	Availability of pre-release programme, offenders with approved CSPs who are about to be released and officials to facilitate the programme.
Correctional programmes				

MTEF Plans (AOP)

Level of Result	Indicator	Baseline 2021/22	Target 2022/23	Assumption/Enablers
Strategic Operational Outputs	Percentage of full / provisional accredited offenders training facilities and workplaces	18 offender Training Centres to be accredited in the Regions	20 offender Training Centres to be accredited in the Regions	Internal Stakeholders: HR, Directorate Facilities and Directorate Security External Stakeholders: SETAs, QCTO and DHET
Educational programmes	Percentage of formalised partnerships with local TVET Colleges to increase offender participation	12 Management Areas to sign MoUs TVET / Community Colleges	15 Management Areas to sign SLAs TVET / Community Colleges	Collaboration with TVET / Community Colleges
	Number of students registered with institutions of higher learning	New indicator	250	Partnerships with DHET and DBE Equipment Adequate LTSM
	Number of offenders participating in the Grade 12 - SC (Senior Certificate – up to 6 subjects) per academic year	New Indicator	150	
	Number of offenders enrolled in the Grade 12 - NSC (National Senior Certificate - all 7 subjects) per academic year	209	220	



STRATEGIC RISKS

01

Risk Title: Inadequate access to correctional, psychosocial and development programmes to enhance rehabilitation of inmates and effective reintegration back into society

Rating 5
High

Mitigation: Provide adequate relevant human capital. Partnerships with relevant accredited and quality assured external service providers

02

Risk Title: Unavailability of adequate & conducive environment infrastructure to implement rehabilitation programmes

Rating 5
High

Mitigation: Avail conducive infrastructure for implementation of rehabilitation programmes

Critical success factors

The following are critical success factors for the Programme Rehabilitation:

- Strategic partnerships with relevant stakeholders (e.g. government departments, SETAs, NSF, NPOs, NGOs, FBOs, private sector)
- Infrastructure that is suitable for rehabilitation purposes as well as new generation prisons for effective rehabilitation programmes to take place
- Adequate and relevant subject specialists to support rehabilitation programmes, including amongst others, Psychologists, Artisans, Social Workers, Spiritual Care Workers and Educators
- Adequate budget for the rehabilitation programmes
- Approved and funded structure for Correctional Intervention officials to facilitate correctional programmes
- Implementation of IIMS
- Adequate human capital(security function)
- ICT infrastructure at schools and AET centres, TVET colleges
- Online resource capacity to render online counseling, therapeutic and correctional programmes
- Offenders motivated to attend rehabilitation interventions – implementation of the CSP



THANK
YOU